

# The Pilgrims' Trail at St Tysilio

Welcome to the beautiful church of St Tysilio.

If you have children with you, why not join Teddy Horsley and follow our Pilgrims' Trail.



The Pilgrims' Trail takes you around 6 important parts of the church and the Island. At each of the 6 places, a card helps you to learn about St Tysilio and how the Christian community has kept the Christian faith alive in this place through the centuries. A special place has also been made for you in the story.

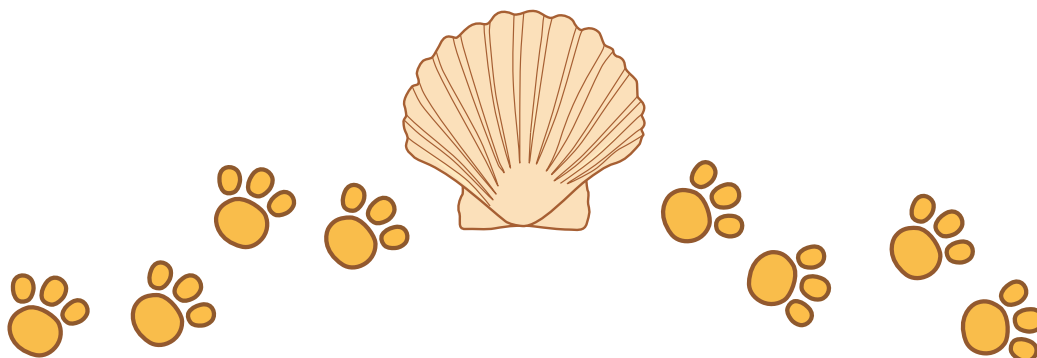
## How to follow the Pilgrims' Trail

There are 6 different cards, one for each important part of the church and the Island.

1. Take one card at a time.
2. Read the card with your child(ren).
3. Talk about the questions together. There are no right or wrong answers, just ideas to help you reflect on the church and your life together as family or friends.
4. If you have time, complete the drawing on the 'My Pilgrim Shell' sheet provided. (The six drawings for each card make up a pilgrim shell that is personal to you.)

Do as much (or as little) as you like. Remember, like all pilgrims, you are always welcome back another day.

We hope that you enjoy being here together in this holy place and, in keeping with the custom of centuries of pilgrims before you, please take a shell as a memento of your visit to the church of St Tysilio.



For more things to do and learn, visit the Teddy Horsley website:  
[www.teddyhorsley.org](http://www.teddyhorsley.org)

## Meeting Teddy Horsley

Teddy Horsley opens the door into the church.  
He sees the font close to the door  
and feels the rough stone.  
He puts his paw into the cool water  
and hears the ripples splash.

Teddy Horsley looks at the photograph.  
He sees the vicar baptise the baby  
using the cool water  
and speaking out the baby's  
Christian name.

Teddy Horsley learns  
that long ago  
in this very place  
St Tysilio baptised people.



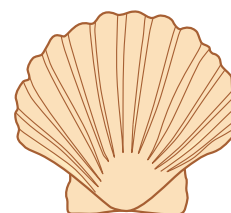
## Things to talk about

Can you remember going to a baptism service?  
What happens at a baptism service?  
Have you been baptised?



## Things to do

Write out your Christian name and decorate with care.



## 2. Nave

## The Pilgrims' Trail


### Meeting Teddy Horsley

Teddy Horsley comes to the centre of the church.  
He looks at the long pews  
and sits quietly in the silence.  
He looks up high and sees the wooden roof  
looking just like an upturned boat.



Teddy Horsley looks at the photograph.  
He sees the church full of people  
like a boat ready to set sail.

Teddy Horsley learns  
that long ago  
in this very place  
St Tysilio arrived by boat.



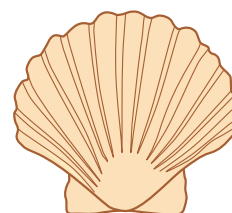
### Things to talk about

Where would you like to sail in your boat?  
Who would you like to be in your boat with you?  
What surprises and dangers might you find on  
your journey?



### Things to do

Draw a picture of your boat on your journey.



## 3. Altar

## The Pilgrims' Trail


### Meeting Teddy Horsley

Teddy Horsley walks to the front of the church.  
He sees the altar at the far end  
and runs his paws across the surface.



Teddy Horsley looks at the photograph  
He sees the vicar presiding at communion  
breaking the bread and pouring the wine  
for everyone to share.

Teddy Horsley learns  
that long ago  
in this very place  
St Tysilio broke the bread  
and poured the wine.



### Things to talk about

When do you remember sharing a meal with  
other people?


Where were you and who was with you sharing  
that meal?

Can you remember going to a communion service?



### Things to do

Draw a picture of you sharing a meal with other people.






### Meeting Teddy Horsley

Teddy Horsley walks up to the front of the church.  
He sees the big Bible  
and turns the printed pages.  
He opens wide his mouth  
and speaks aloud the words.



Teddy Horsley looks at the photograph.  
He sees the vicar reading the Bible  
to the people in the church.

Teddy Horsley learns  
that long ago  
in this very place  
St Tysilio read the Bible  
to the people.



### Things to talk about

What is your favourite book? Why do you like it?

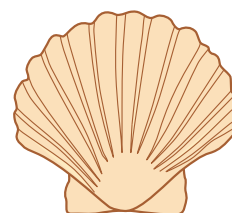
Do you have a Bible at home?

Do you know any stories from the Bible?



### Things to do

Draw a picture of your favourite story from the Bible.  
Put yourself in the picture.



## 5. Window

## The Pilgrims' Trail


### Meeting Teddy Horsley

Teddy Horsley stands very still in the church.  
He gazes up at the big colourful window  
and sees the light shining through.  
In the window he sees  
Jesus' empty tomb on Easter Sunday.



Teddy Horsley looks at the photograph.  
He sees the guards looking so sleepy  
and the angels looking so happy.

Teddy Horsley learns  
that long ago  
in this very place  
St Tysilio spoke about  
Jesus' resurrection.



### Things to talk about

When do you feel happy? When do you feel scared?

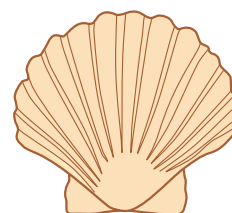
What can you see in the window?

What is your favourite part of the Easter story?



### Things to do

Draw a picture of the window. Put yourself in  
the picture.



## 6. Churchyard

## The Pilgrims' Trail


### Meeting Teddy Horsley

Teddy Horsley goes outside into the churchyard.  
He climbs up the steps to the war memorial  
and looks all around at the view.  
He looks down at the gravestones  
and thinks of the people who died long ago.



Teddy Horsley looks at the photograph.  
He sees the Remembrance Sunday service  
and people praying for peace  
in the world.

Teddy Horsley learns  
that long ago  
in this very place  
St Tysilio came to the island  
to escape from war  
and to work for peace.



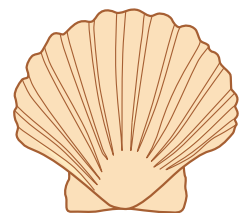
### Things to talk about

What do you see when you look out from the churchyard?  
What do you hear when you look out from the churchyard?  
What do you smell when you look out from the churchyard?



### Things to do

Draw a picture to help you remember this place.



# My Pilgrim Shell

